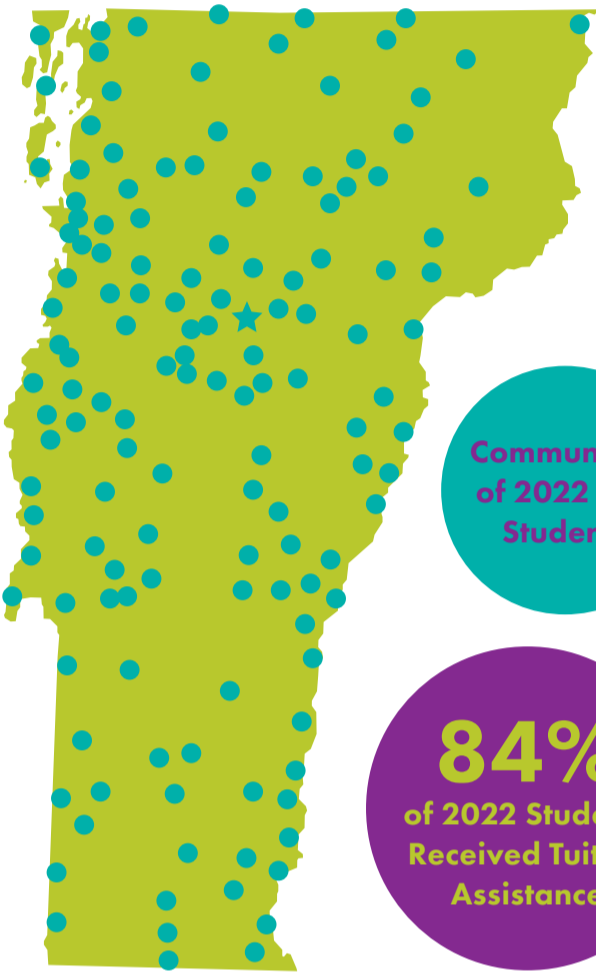




GIV Across the State

Enrollment



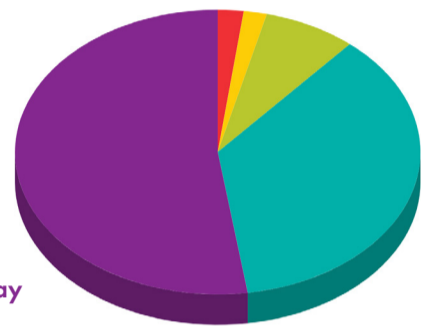
Communities of 2022 GIV Students

84% of 2022 Students Received Tuition Assistance

487 Students from 72 High Schools

Gender Identity

- Young Women 53%
- Young Men 36%
- Nonbinary 7%
- Not Listed 2%
- Prefer Not to Say 2%



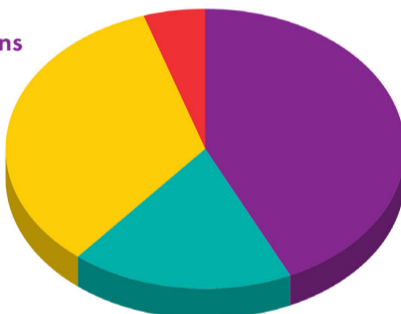
Racial/Ethnic Identity

23% Identified as Non-white

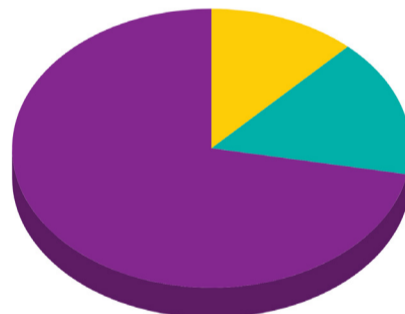
Revenue

Expenses

- Grants & Donations 43%
- Tuition 34%
- State Funding 18%
- Other 5%



- Program 72%
- Administration 16%
- Fundraising 12%



"[GIV] made me realize how many diverse opportunities there are in the scientific field and that I really could find something I love and do it as work."
— 2022 Environmental Science Student

"I realized I am a natural leader and passionate about discussing so many different topics."
— 2022 Global Issues Student

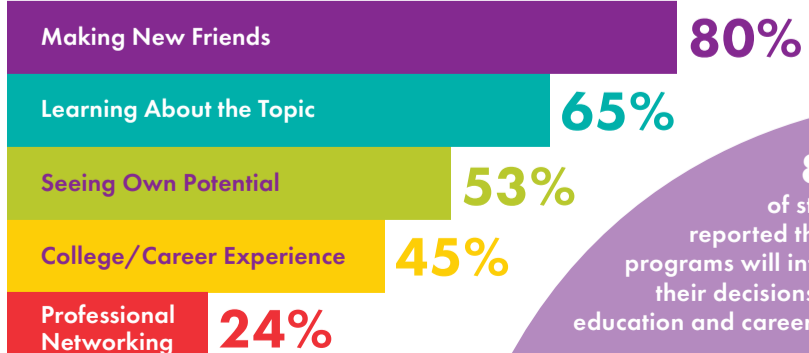


Institutes

Outcomes

- Arts
- Astronomy
- Engineering
- Entrepreneurship: Creativity & Innovation
- Environmental Science & Technology
- Global Issues & Youth Action
- Health & Medicine
- Mathematical Sciences
- Technology & Design

"What were the most valuable parts of your experience?"
(Students could select more than one)



88% of students reported that GIV programs will influence their decisions about education and career goals.