




## GIV Across the State



● Communities of 2023 GIV students

14%

will be the  
first generation  
to attend  
college

76%

received tuition  
assistance

45%

came from  
low-income  
households

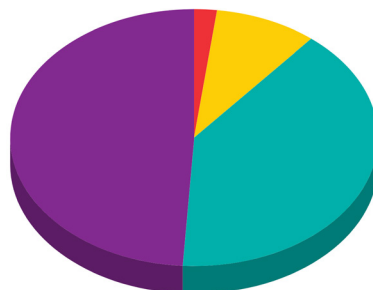
## Enrollment

488

Students from  
83 high schools

## Gender Identity

- Young women  
49%
- Young men  
40%
- Nonbinary  
9%
- Prefer not to say  
2%



## Racial/Ethnic Identity

20%

Identified as  
non-white



GIV.org

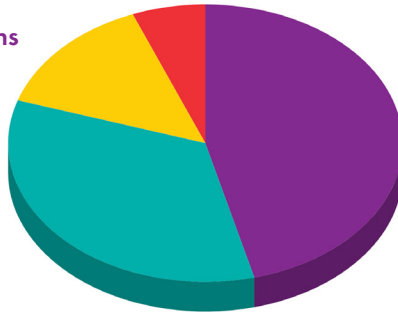
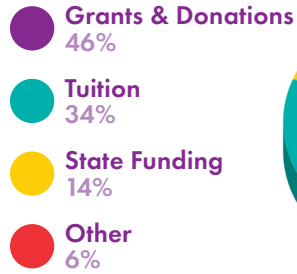


hello@giv.org

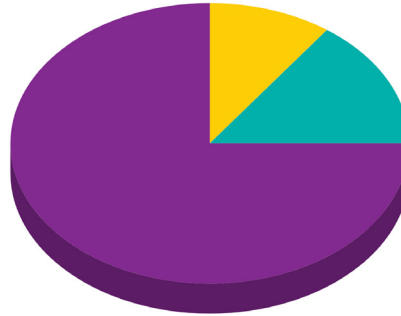
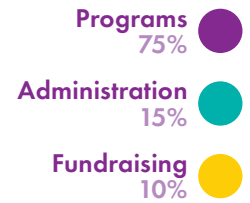


@governorsinstitutesvt

## Revenue



## Expenses



*"I loved connecting with other people who shared my interests."*  
— 2023 Arts student

*"The workshops opened up new career paths I had never considered."*  
— 2023 Health & Medicine student



## Institutes

Arts  
Engineering  
Entrepreneurship:  
Creativity & Innovation  
Environmental Science  
& Technology  
Global Issues  
& Youth Action  
Health & Medicine  
Mathematical Sciences  
Technology & Design

## Outcomes

**"What were the most valuable parts of your experience?"**  
(Students could select more than one option)

Making new friends **82%**

Learning about the topic **63%**

Seeing future in the field **55%**

Seeing own potential **41%**

Professional networking **32%**

**81%**  
of students  
reported that GIV  
programs will influence  
their decisions about  
education and career goals



GIV.org



hello@giv.org



@governorsinstitutesvt