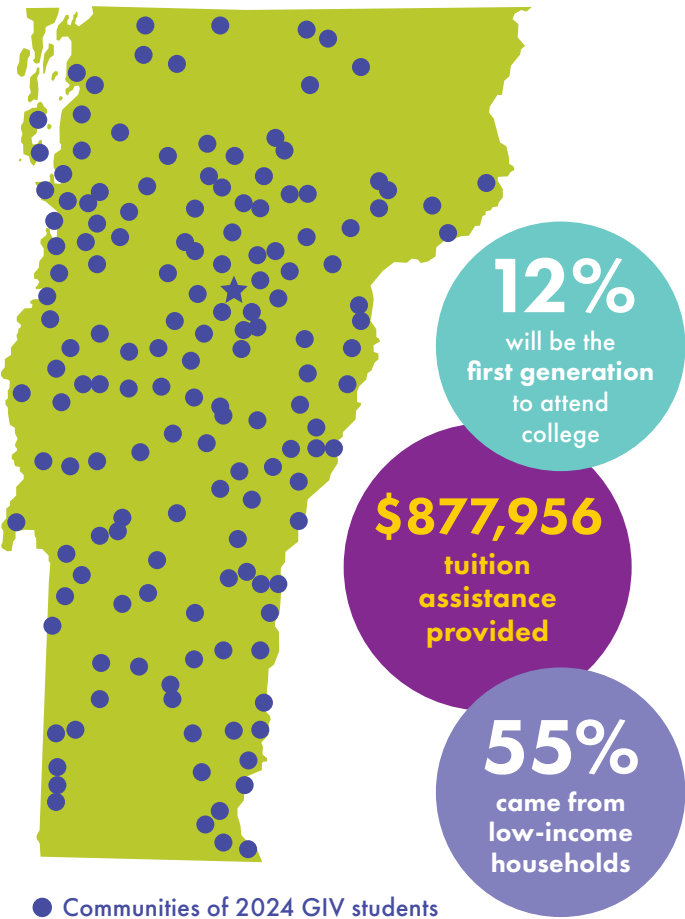




## GIV Across the State

## Enrollment

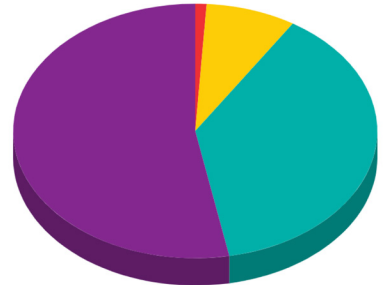


# 544

Students from 84 schools

## Gender Identity

- Young women 53%
- Young men 38%
- Nonbinary 8%
- Prefer not to say 1%

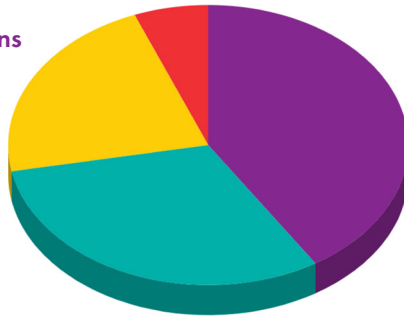
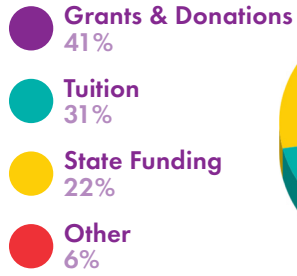


## Racial/Ethnic Identity

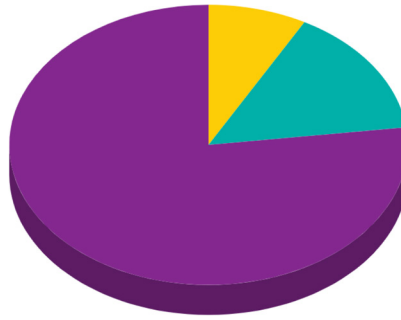
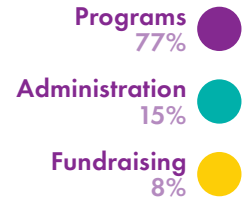
# 18%

Identified as BIPOC

# Revenue



# Expenses



*“Learning about emergency medicine pushed me to grow as a person.”*  
 — 2024 Health & Medicine alum

*“I found a whole new group of people I would have never met otherwise.”*  
 — 2024 Technology & Design alum

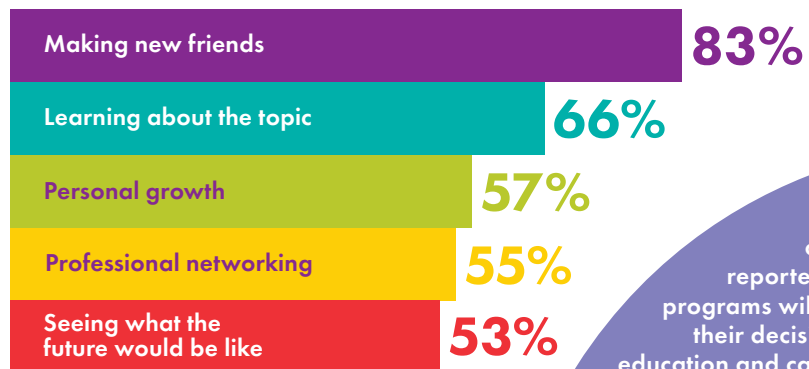


# Institutes

- Arts
- Engineering
- Entrepreneurship
- Environmental Science & Technology
- Global Issues & Youth Action
- Health & Medicine - North
- Health & Medicine - South
- Mathematical Sciences
- Technology & Design

# Outcomes

**“What were the most valuable parts of your experience?”**  
 (Students could select more than one option)



**83%** of students reported that GIV programs will influence their decisions about education and career goals